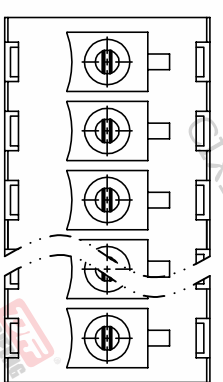
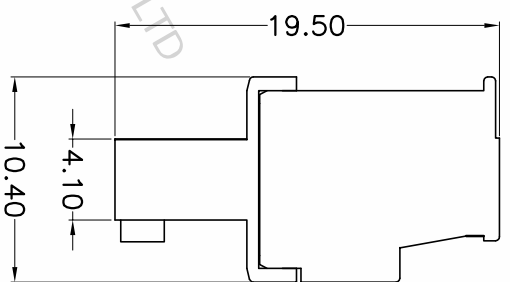
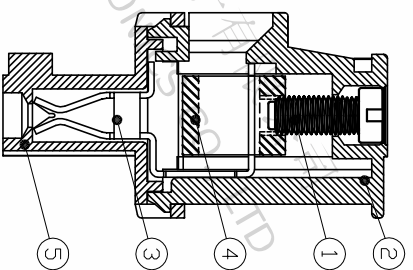
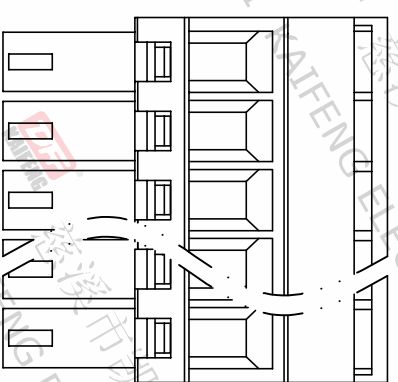
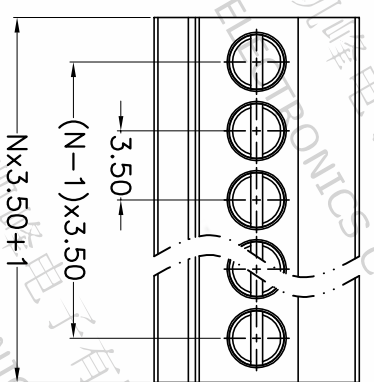


REV.	DESCRIPTION	DATE	DRAFTER	APPROVER
A1	DWG.REL	2020.6.10	ZHANG	JIN



- Material
 - ①Screw : M2.0 steel,Zinc plated,“-” slot type
 - ②Housing : PA66, UL94V-0
 - ③Contact : Copper alloy,Tin plated
 - ④Clamp : Copper alloy, Ni plated
 - ⑤Cover : PA66, UL94V-0

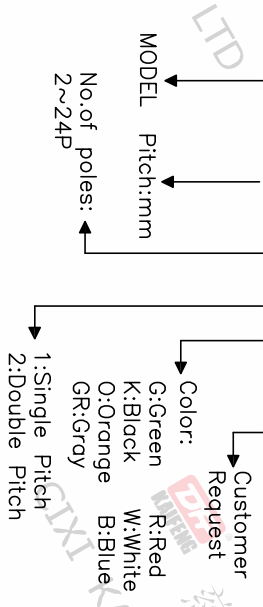
- Electrical
 - UL IEC
 - Rated voltage : 300V 250V
 - Rated current : 8A 7A
 - Contact resistance : 20mΩ(Max)
 - Insulation resistance: 500MΩ/DC500V
 - Withstanding Voltage : AC1500V/1min
 - Wire range: 28-16AWG 0.5-1.5mm²

- Mechanical
 - Operating temperature:-40℃~+105℃
 - Soldering temperature:250℃±5/5sec
 - Torque: 0.2N.m (1.77lb.in)
 - Strip length: 6-7mm

• RoHS compliance

HOW TO ORDER

KF12EKA-3.5-XXP-1 X-XXXXX



Pitch range	Nominal dimension range	Projection	UNIT
>0	>0	0.1/10	mm
~6	>30	0.1/10	mm
~10	>60	0.1/10	mm
~24	>100	0.1/10	mm
~30	>150	0.1/10	mm
±0.15	±0.30	±2°	
±0.20	±0.30	±2°	
±0.30	±0.50	±2°	
±0.70	±1.00	±2°	
±1.30	±1.30	±2°	

DRAWING TYPE	CUSTOMER DRAWING	SHEET	1 OF 1
SCALE	1:1	SHEET	1 OF 1
DRAWING NO.	W10001122		

DFE 慈溪市凯峰电子有限公司
CIXI KAIFENG ELECTRONICS CO.,LTD

TITLE: KF12EKA-3.5-XXP-1X
SHEET SIZE: A4
SERIES: KF12EKA

