| REV | ECN | CONTENT | CHECK | DATE |
|---|---|---|---|---|
| V0.0 | | **ORIGINAL** | YZG | 2017.03.12 |
| V1.0 | | **arrange the drawing** | WL | 2019.09.25 |

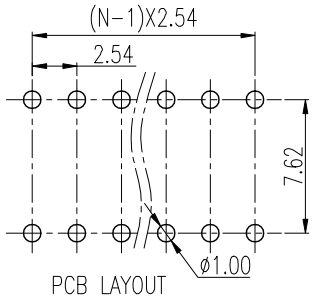

PCB LAYOUT

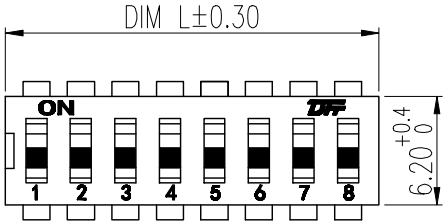


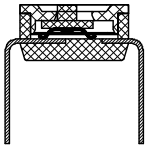
L Type

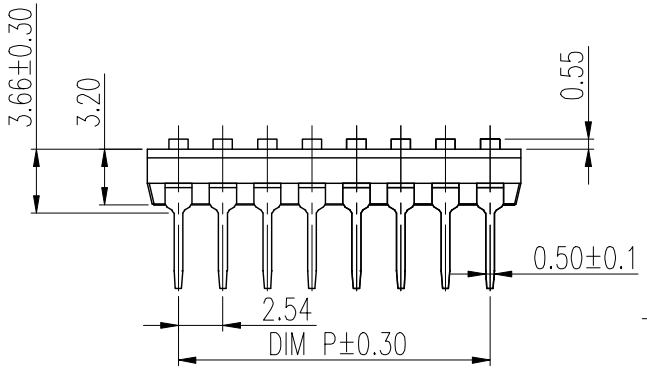


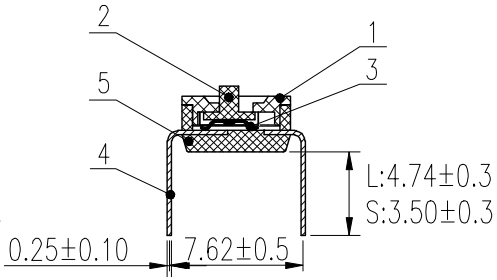

G Type

SPECIFICATION:
1. Rating:
   Switching: 25mA,24VDC
   Non-Switching: 100mA,50VDC
2. Contact Resistance:
   Initial: 50mΩmax
   After Life Test: 100mΩ max
3. Insulation Resistanct:100MΩ min/500 VDC
4. Withstand Voltage:500VAC for 1 minute
5. Operation Force:1000g max
6. Stoke: :0.9mm
7. Mechanical Life:min 2000 cycles
8. Electrical Life:min 2000 cycles/25mA,24VDC
9. Operation Temperature: -40℃~+85℃
10. Storage Temperature: -40℃~+85℃
11. RoHS Compliance

SOLDERING INFORMATION:
Wave Soldering: 260±5℃,5S max
Manual Soldering: 30W iron,320±5℃, 3S max
Keep in "off" position during soldering

| ITEM | NAME OF PART | NO. OF PART | Q'TY | MATERIAL | NOTE |
|---|---|---|---|---|---|
| 6 | Tape(T=0.05) | \ | 1 | Polyimide | Selectable |
| 5 | Base | \ | 1 | Thermoplastic | UL94V-0 |
| 4 | Pin | \ | 2P | Copper Alloy | Gold Plated |
| 3 | Spring | \ | P | Copper Alloy | Gold Plated |
| 2 | Actuator | \ | P | Thermoplastic | UL94V-0 |
| 1 | Cover | \ | 1 | Thermoplastic | UL94V-0 |

| | | | | | | | |
|---|---|---|---|---|---|---|---|
| APP. | | DATE | | NAME | KF1027A-XXP-XX-DFT-XXX | | |
| CHK. | | DATE | | | | | |
| DWG. | | DATE | | DWGNO. | W20000102 | | |
| UNITS | MM | SCALE | 1:1 | SHEET | 1/1 | PROJECTION-METHOD | |

HOW TO ORDER

KF1027 A - XXP - X X - XXX-XXX

- KF1027: Series No.
- A: A:IC Type
- XXP: No.of Pole
- X: L:Long Pin / S:Short Pin
- X: G:Raised Actuator / L:Flat Actuator
- XXX-XXX: Customer Request

SCHEMATIC(TYP.)

(1,2,3,4,.....10,11,12,POS AVAIL)

| Poles | Dim P | Dim L |
|---|---|---|
| 1P | -- | 3.54 |
| 2P | 2.54 | 6.08 |
| 3P | 5.08 | 8.62 |
| 4P | 7.62 | 11.16 |
| 5P | 10.16 | 13.70 |
| 6P | 12.70 | 16.24 |
| 7P | 15.24 | 18.78 |
| 8P | 17.78 | 21.32 |
| 9P | 20.32 | 23.86 |
| 10P | 22.86 | 26.40 |
| 11P | 25.40 | 28.94 |
| 12P | 27.94 | 31.48 |

| General tolerance in mm | | | | | | radii and chamfers | | | shorter angle side | | | ⌯ | — // | | |
|---|---|---|---|---|---|---|---|---|---|---|---|---|---|---|---|
| over 0.5 to 3 | over 3 to 6 | over 6 to 30 | over 30 to 120 | over 120 to 400 | over 400 to 1000 | over 0.5 to 3 | over 3 to 6 | over 6 | up to 10 | over 10 to 50 | over 50 to 120 | all | over 0 to 100 | over 100 to 150 | over 150 |
| ±0.15 | ±0.2 | ±0.25 | ±0.3 | ±0.5 | ±0.8 | ±0.2 | ±0.5 | ±1.0 | ±1° | ±30′ | ±20′ | 0.5 | 0.2 | 0.3 | 0.5 |

DFF® 慈溪市凯峰电子有限公司
CIXI KAIFENG ELECTRONICS CO.,LTD