
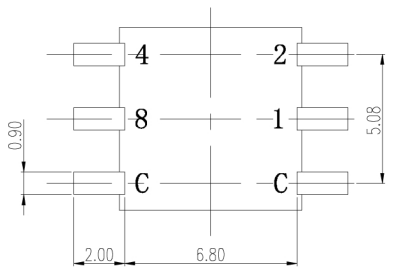
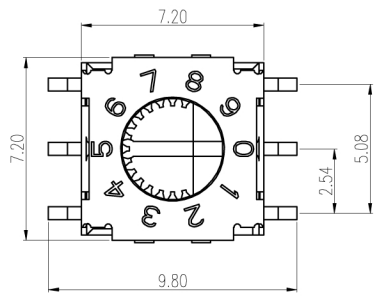



REV	ECN	CONTENT	CHECK	DATE
V0.0		ORIGINAL	ZY	2019.10.11



10 step



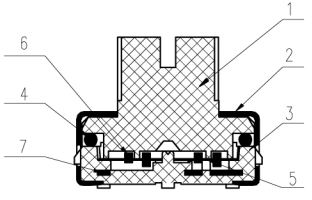
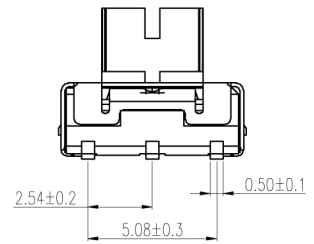
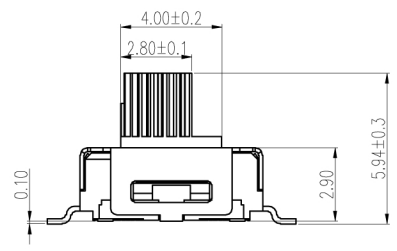
16 step

SPECIFICATION:

- Rating:
 - Switching: 100mA, 5VDC
 - Non-Switching: 100mA, 50VDC
- Contact Resistance:
 - Initial: 100mΩ max
 - After Life Test: 200mΩ max
- Insulation Resistant: 100MΩ min/ 100 VDC
- Withstand Voltage: 250VAC for 1 minute
- Operation Force: 500gf.cm max
- Mechanical Life: min 10000 steps
- Operation Temperature: -40℃~+85℃
- Storage Temperature: -40℃~+85℃
- RoHS Compliance

SOLDERING INFORMATION:

- Reflow Soldering: 240℃(20S max), Peak Temperature 260℃
- Manual Soldering: 30W iron, 320±5℃, 3S max



7	PIN	\	1	Copper Alloy	Gilding
6	Spring	\	1	Copper Alloy	Gilding
5	Dust-proof plate	\	1	Stainless steel	\
4	Rubber Ring	\	1	Silica Gel	\
3	Base	\	1	Engineering Plastics	UL94V-0
2	Cover	\	1	Stainless steel	\
1	Rotary	\	1	Engineering Plastics	UL94V-0

ITEM	NAME OF PART	NO. OF PART	Q' TY	MATERIAL	NOTE
General tolerance in mm					
over 0.5	over 3	over 6	over 30	over 120	over 400
to 3	to 6	to 30	to 120	to 400	to 1000
±0.15	±0.2	±0.25	±0.3	±0.5	±0.8
radii and chamfers					
over 0.5	over 3	over 6	shorter angle side		
to 3	to 6	to 10	up to	over 10	over 50
±0.2	±0.5	±1.0	10	50	120
= //					
all to 0.5					
to 0.2					
to 0.3					
to 150					

APP.	DATE	NAME	6KF002B-3SXXR3-0
CHK.	DATE	DWGNO.	W21000042
DWG.	DATE	SHEET	1/1
UNITS	MM	SCALE	1:1
PROJECTION-METHOD			

○ ON
● OFF

TYPE	POSITION	CODE	1	2	4	8
10 STEP	0 F	●	●	●	●	●
	1 E	○	○	○	○	○
	2 D	●	○	○	○	○
	3 C	○	○	○	○	○
	4 B	○	○	○	○	○
	5 A	○	○	○	○	○
	6 9	○	○	○	○	○
	7 8	○	○	○	○	○
	8 7	○	○	○	○	○
	9 6	○	○	○	○	○
16 STEP	A 5	○	○	○	○	○
	B 4	○	○	○	○	○
	C 3	○	○	○	○	○
	D 2	○	○	○	○	○
	E 1	○	○	○	○	○
	F 0	○	○	○	○	○

HOW TO ORDER:
6KF002 B-3 S X X R 3-0-X X X X

B: SMD Type
S: Standard (Gray)
Y: Yellow

Terminals:
4: 4X1
3: 3X3
2: 3X2

Special number
0: Tube
T: Tape & Reel
3: 3.0mm High

R: Real Codes
C: Printing Reverse

10: 10 steps
16: 16 steps

DF 慈溪市凯峰电子有限公司
CIXI KAIFENG ELECTRONICS CO., LTD